



Text copyright © 2005 Carmen Martínez Jover  
[www.carmenmartinezjover.com](http://www.carmenmartinezjover.com)  
illustrations copyright © 2005 Rosemary Martínez  
[www.rosemarymartinez.com](http://www.rosemarymartinez.com)

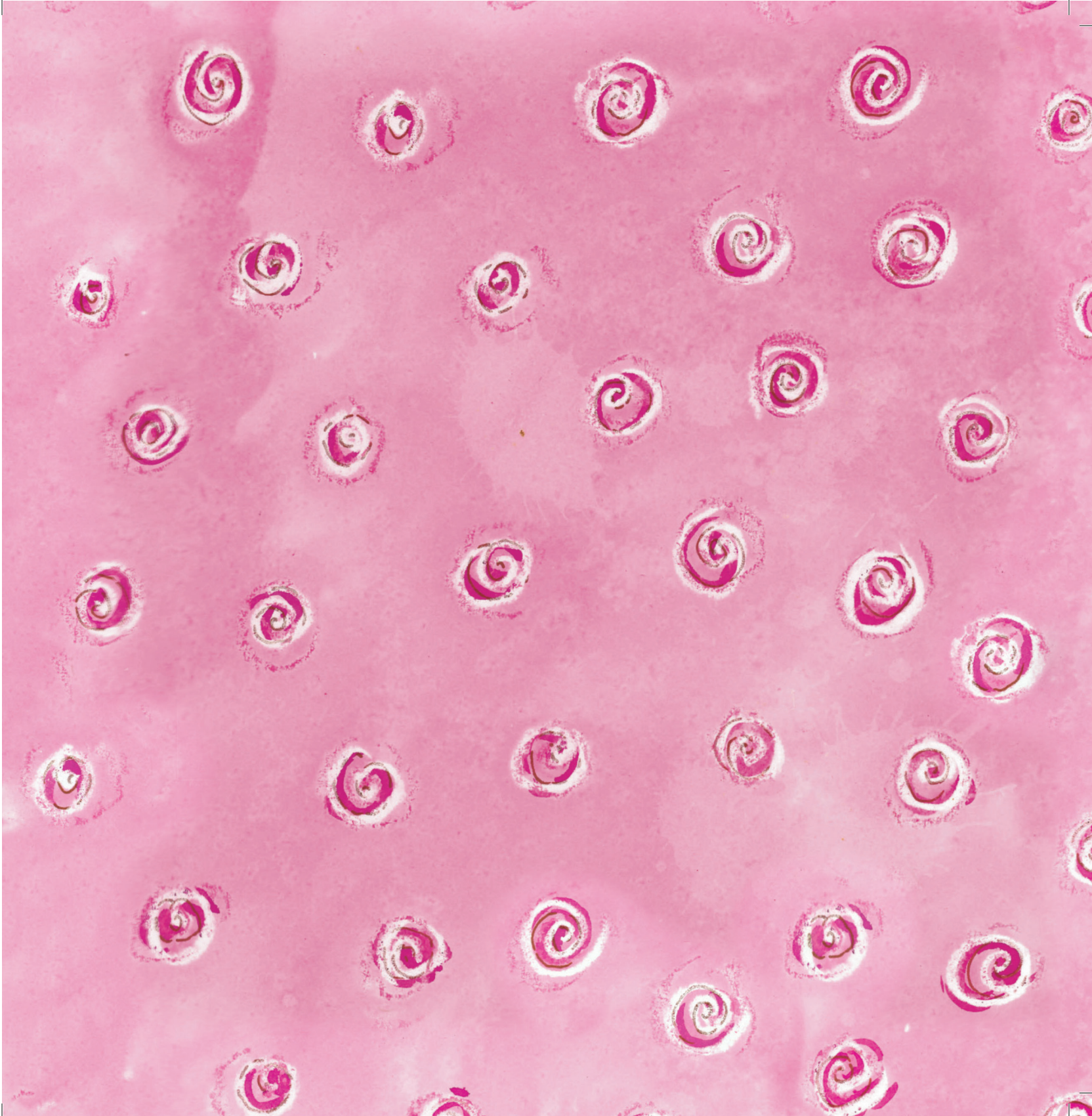
SKU 2370000449726

A tiny itsy bitsy Gift of Life  
1st edition, November 2005


Personalise books for your kids with your own family names  
for boys, girls and twins:  
<https://books.carmenmartinezjover.com>

Story: Carmen Martínez Jover  
Design & illustrations: Rosemary Martínez  
Layout: Víctor Alfonso Nieto

All rights reserved. This book may not be reproduced,  
In whole nor in parts, including illustrations, in any form,  
without written permission from the authors.







A tiny itsy bitsy  
**GIFT  
OF  
LIFE**

Written by  
Carmen Martínez Jover

Illustrated by  
Rosemary Martínez






To Leilani

You are strong, capable, and courageous,  
and we love you unconditionally.

From Mommy and Daddy

Once upon a time there were  
two rabbits: Mike and Umi.



A vibrant, stylized illustration of a young rabbit girl with pink hair tied in a bow, sitting at a table covered with a light blue cloth. She is focused on painting a yellow Easter egg with blue and orange floral patterns. On the table are various art supplies: a palette with yellow, blue, and red paint, a small jar of red paint, and a glass of water. The room is warm and inviting, with a wooden floor made of large, reddish-brown tiles. In the background, there is a wooden cabinet with a green cushioned seat, a vase of flowers, and a potted plant in a terracotta pot. The walls are decorated with a purple and white floral border. The overall style is soft and painterly, with a rich color palette.

They lived very happily  
in their beautiful home.



They loved going to the park and  
always saw lots of little bunnies everywhere,  
but they didn't have one.



“I really want us to have our own baby bunny. I can’t wait until we become a Mummy and Daddy,” said Umi.

“Yes so do I!” replied Mike.





“Let’s see...” he said,  
“to make a  
baby bunny  
we need  
a tiny itsy bitsy  
seed from you and  
a tiny itsy bitsy  
seed from me.

Like this cookie:  
two halves make one.”

But, Spring went by...



and Summer went by...




and Autumn went by...



and Winter went by...

and Mike  
and Umi had still  
not become  
a Mummy  
and a Daddy.





The doctor told Umi that she had no more  
itsy bitsy seeds left in her tummy  
to make a baby bunny .


She felt very sad.



One special sunny day,  
a lady rabbit  
knocked on  
the door.

They had never  
seen her before.





“Hello Umi,  
I have a gift  
of life for you.

I have a lot of  
tiny itsy bitsy seeds  
and I want  
to give you one.

This is the other half  
you need to have  
your baby bunny,”  
she said.



An illustration of a woman's face and hands. She has a purple heart-shaped nose and is holding a blue hat with two yellow buttons. The background is a blue and white plaid pattern. The text is overlaid on the right side of the image.

Umi treasured this  
tiny itsy bitsy gift,  
because she needed it  
to have her baby bunny.

And then Mike said,  
“Look Umi, here I have  
the other tiny itsy bitsy  
half we need.

These two seeds make one,  
like the cookie, remember?”

“Now, lets put  
my tiny itsy bitsy seed  
with your tiny itsy bitsy gift  
together in your tummy  
so our baby bunny  
can grow,”  
said Mike.









Soon Umi's  
tummy started  
to grow  
and grow  
and grow.

Mike would always  
look after her.



Umi liked eating lots of delicious things so that their baby bunny that was growing in her tummy would grow very healthy.






They started  
preparing their  
baby bunny's  
bedroom.

It was the  
most beautiful  
and loving room  
you have  
ever seen.

Finally, Umi and Mike  
became a Mummy and Daddy!



A baby bunny girl with large ears and a pink nose is sitting in a yellow wooden crib. She is wearing a blue and white plaid shirt. The crib has a heart-shaped cutout in the side panel. The background is a pink and white checkered wall with a floral border at the top. A small blue and white bird is perched on a decorative orange knob on the crib's frame.


Baby bunny was born,  
she was a beautiful bunny girl  
and they called her  
Leilani.

Leilani grew...  
and grew...  
and grew...

and they lived happily  
ever after as a family.







Carmen Martínez Jover  
is an fertility coach, author, artist  
and international lecturer. She is also  
the author of "I want to have a child,  
whatever it takes, an autobiography  
of her own infertility journey."  
[www.carmenmartinezjover.com](http://www.carmenmartinezjover.com)



Rosemary Martínez  
is an international award-winning  
designer, and did the most amazing  
illustrations which makes this story  
so much fun to read with your kids.  
[www.rosemarymartinez.com](http://www.rosemarymartinez.com)






Be the **heroes**  
of **your**  
own **story.**

Personalise  
your own story  
with your own names.


[www.fertilitybooks.net](http://www.fertilitybooks.net)  
[books.carmenmartinezjover.com](http://books.carmenmartinezjover.com)

## EGG DONATION



**A tiny itsy bitsy gift of life**, an egg donor story  
for girls, boys and twins.

## EGG AND SPERM DONATION




**Two tiny itsy bitsy Gifts of Life**,  
an egg and sperm donor story.

## SINGLE MUM BY CHOICE




Forever together, a single mum by choice story for one child or twins.

## TWO MUMS




Our ROPA Journey  
a lesbian parenting story

## ADOPTION




Soul's time to be born,  
an adoption story.


## TWO DADS



The baby kangaroo treasure hunt,  
a gay parenting story for one child or twins.




## Other books by: Rosemary & Carmen Martinez Jover




I want to have a child,  
whatever it takes!



Donor DNA,  
overcoming fear



Recipes of How Babies  
are Made



Bloom, wherever you  
may be planted

